KT200II Activation steps

When customers upgrade KT200II,
they must provide an email to **ktrenew@163.com** for activation after receiving the device.
Specific steps are as follows

First , take pictures of the equipment KT200 and KT200II

1.Take frontal pictures of KT200 and KT200II



2.Take a picture of the back of KT200 and KT200II, and note the KT200 ID and KT200II ID in the email content.



ECUHELP
www.ecuhelpshop.com

Second , for full version users with offline workstations

①

Download the official software for identifying KT200 offline workstations

②

Open the software and plug in the offline workstation

③

Click Get ID and copy and paste the email to send.



Third , email template

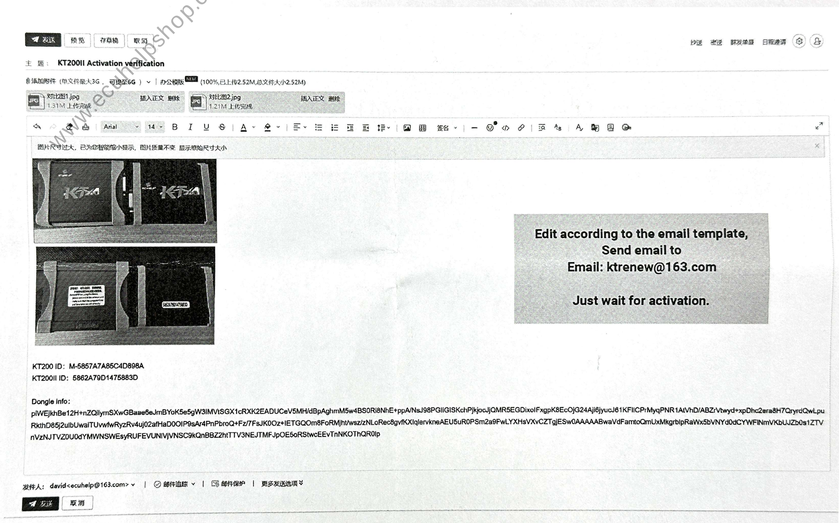

Edit according to the email template,
Send email to
Email: ktrenew@163.com

Just wait for activation.

www.ecuhelpshop.com