



ECUHELP HTprog ECU Clone Adapter Quick Guide

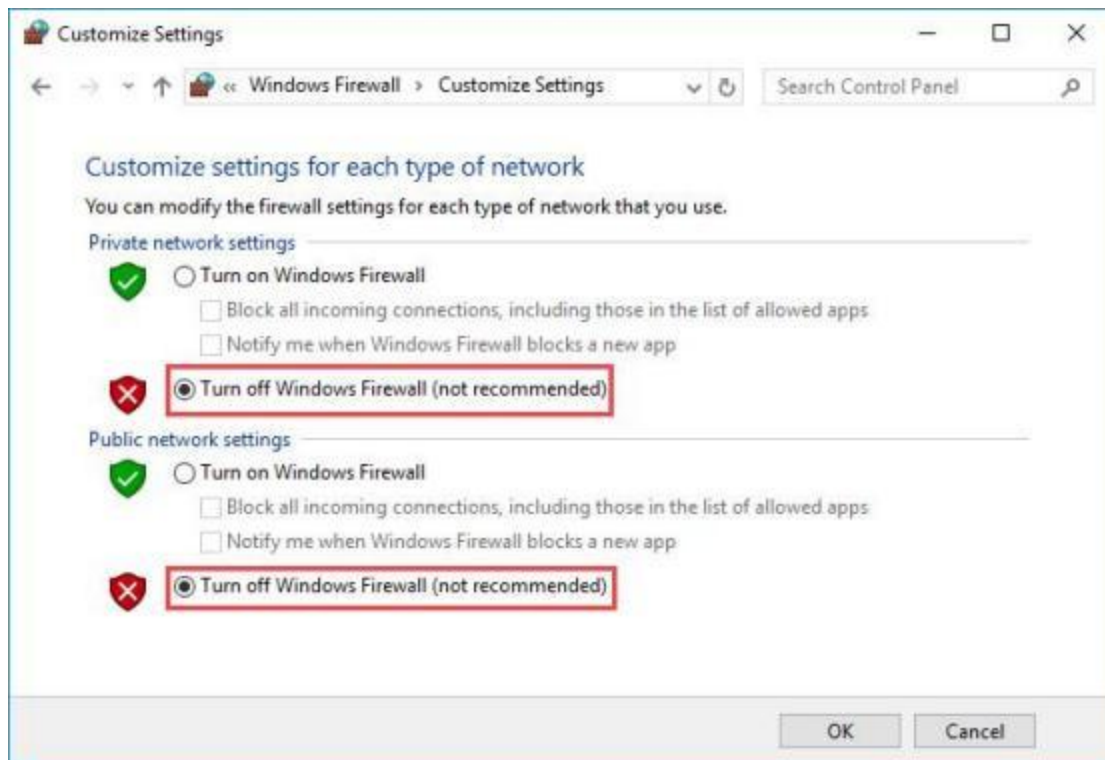
Thankyou for buying ECUHELP HTprog ECU Clone Adapter.

ECUHELP HTprog Clone Adapter, by working together with ECUHELP KT200, can perform Chip tuning / ECU Cloning, on bench programmer, EEPROM programmer, key function etc.

HTprog Clone Adapter Software Download and Installation

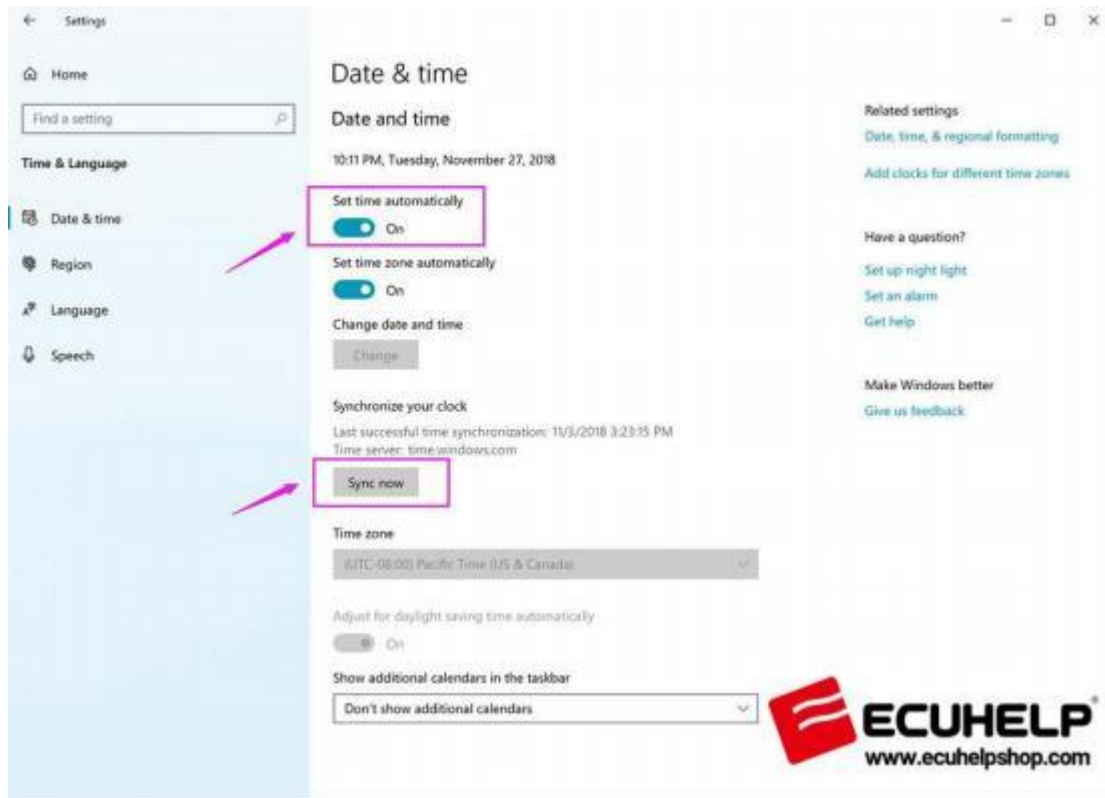
Need:

1. First, you need to disable the firewall and remove any antivirus software on your computer to avoid potential conflicts.



2. Ensure that you have a stable internet connection.

3. Set your computer's clock to synchronize automatically with the correct time zone.



Next, you need to download the HTprog software by visiting the following website:

<https://www.ecuhelpshop.com/pages/downloads/>

Click on "HTprog software download" to download.

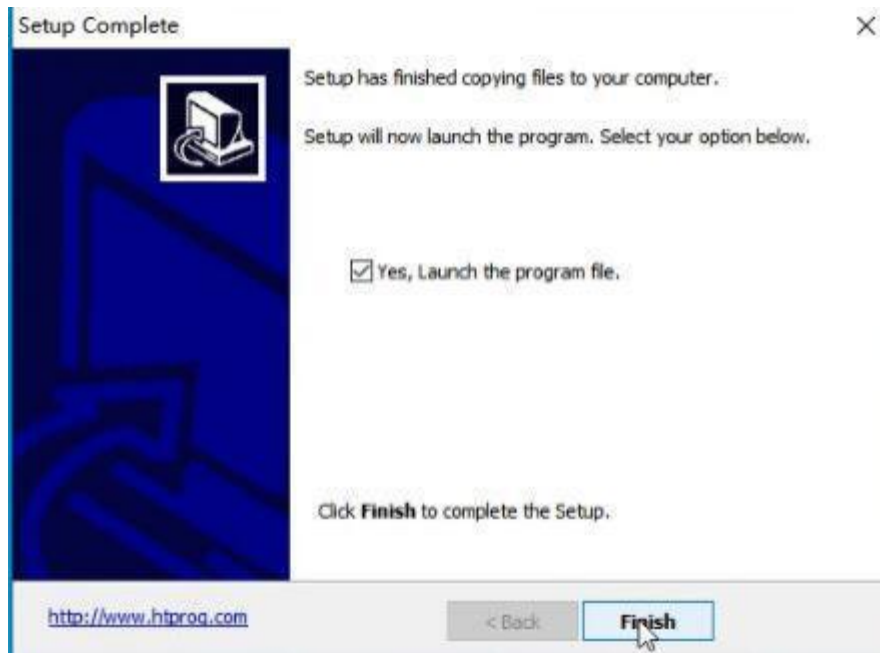
Software: 03.16

After downloading the software, connect the HTprog Clone Adapter to the KT200 device and then connect it to your computer.

Unzip the downloaded file and double-click on the "Setup" file to start the installation process.

Follow the on-screen instructions and click on "Next" when prompted.

Tick the option that says "Yes, Launch the program file" and then click on "Finish" to complete the installation.



Now, you are ready to use the HTprog software for your intended purposes.





Thanks!

For service and support, please contact us.

<https://www.ecuhelpshop.com/> Email: Sales@ECUHELPshop.com

WhatsApp: + 8618205996549 Phone: +86-18205996549

Our Location: Mertensstraße 65, Berlin 13587, Germany

Copyright ©2023 ECUHELP SHOP LTD. All rights reserved.

